



| Soulbury | Leighton Buzzard | LU7 oDR

Asking Price £3,950,000

| Soulbury


Leighton Buzzard | LU7 0DR

Asking Price £3,950,000

Available on the open market for the first time in 35 years is this exceptional equestrian estate with full facilities. Spanning over 11,000 square feet and accessed via electric gates and a private half-mile driveway, this property features a dream equestrian setup with 13 internal stables, 29 acres, and comprehensive facilities including a tack room, feed room, and solarium. The luxury living space includes a high-spec two-bedroom annexe, two triple garages, and a gym. The main residence is offering nearly 5,000 square feet of accommodation, including six bedrooms and five reception rooms. Situated in a prime location with excellent schools and quick access to the M1, London (under 30 minutes by train), as well as Luton and Heathrow airports (under an hour), this rare gem in an exceptional convenient location is not to be missed.

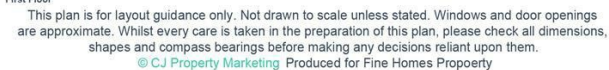
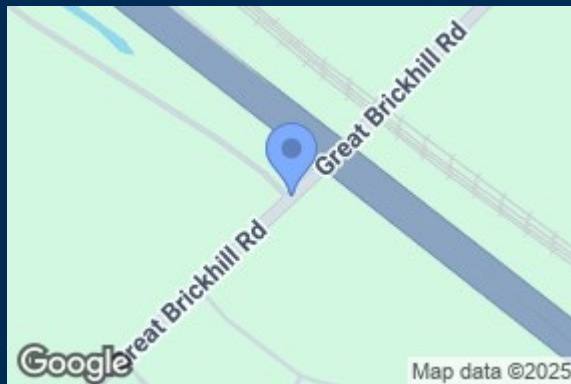
- Available on the open market for the first time in over 35 years.
- A substantial one of a kind property with over 11,000 square feet of buildings.
- Approached from the electric gates and half a mile long private driveway.
- Extensive equestrian facilities with 13 internal stables, 29 acres, tack room, feed room, solarium, menage, walker, other outbuildings and direct bridleway access.
- Detached high specification two bedroom annexe.
- Two triple garages as well as a gym.











© CJ Property Marketing Produced for Fine Homes Propoerty

Pine View
Duck End
Great Brickhill
Milton Keynes
Buckinghamshire
MK17 9AP
01525 261100